

Audiology Department Box 94

Addenbrooke's Hospital, Cambridge University Hospitals NHS
Foundation Trust, Hills Road, Cambridge, CB2 2QQ
Tel: 01223 217797
Fax: 01223 586912
Text phone: 01223 274494

Any questions?

If you have any questions about the information contained in this leaflet, then please contact the Audiology department to help you.

If you would like this information in other formats, such as...

- Another language
- Large print
- Audio

Then please contact a member of the Audiology department. See above for details

Document History

Authors	Audiology Department
Department	Cambridge University Hospitals NHS Foundation Trust, Hills Road, Cambridge, CB2 0QQ www.cuh.org.uk
Contact Number	01223 596360
Publish/ Review Date	August 2010/August 2013
File Name	Your Audiology appointment explained—Welcome booklet
Version number/ Ref	1/PIN2653



Your Audiology appointment explained

Welcome booklet

Your Audiology Appointment



Your Audiology appointment is to talk to you about your hearing and to see if we can help you hear better.

What will happen at your appointment:



We will talk to you about any problems you are having with your hearing.



We will look in your ears with a small light.

During my Audiology appointment...

Today I have had:

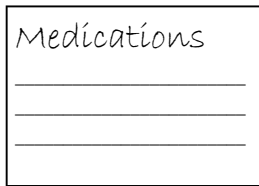
- A chat with the audiologist about my hearing.
- My ears have been looked in.
- My hearing tested.
- The shape of my ears taken, ready to try a hearing aid.
- An appointment made to try some other listening equipment to help me.
- A personal listener given to me to see if it helps me to hear better at home.

Notes

Things to bring with you to your appointment...




Any hearing aids



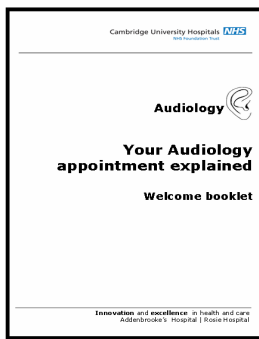
A list of your tablets



Someone who knows you well



Your hearing aid brown book (if you have one)



This booklet



We will do a hearing test with you.



You will hear some sounds through the headphones.



We will then talk about what the test shows and the different ways we can help you hear.



If you are suitable for a hearing aid we will take the shape of your ear.

Things to do before you Appointment :

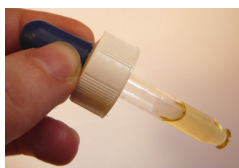
Get the wax removed from your ears



Call your doctors surgery.



Ask your doctor or nurse to check your ears for wax. It is important that your ears are clear of wax for your appointment.



Wax can be softened using olive oil drops for 10 days.

Put three drops into the ear while lying on your side.

Then wait for a few minutes before doing the same for the other ear.

You may need to go back to the doctor to have the wax removed.

Preparing for you hearing test

We may ask you to wear headphones and respond to sounds you hear.

You may want to practise with someone before you come to your appointment.



Try getting used to wearing some headphones

Will you feel happy wearing headphones for your hearing test? *(please tick)*

Yes

No



If you don't like having your ear touched see if you can get used to having someone you know well gently touching your ears before you come to your Audiology appointment.