

Audiology Department Box 94

Addenbrooke's Hospital, Cambridge University Hospitals NHS
Foundation Trust, Hills Road, Cambridge, CB2 2QQ
Tel: 01223 217797
Fax: 01223 586912
Text phone: 01223 274494

Any questions?

If you have any questions about the information contained in this leaflet, then please contact the Audiology department to help you.

If you would like this information in other formats, such as...

- Another language
- Large print
- Audio

Then please contact a member of the Audiology department. See above.

Document History


Authors	Audiology Department
Department	Cambridge University Hospitals NHS Foundation Trust, Hills Road, Cambridge, CB2 0QQ www.cuh.org.uk
Contact Number	01223 596360
Publish/ Review Date	August 2010/August 2013
File Name	Your new hearing aid
Version number/ Ref	1/PIN2654



Your new hearing aid

How to use your new hearing aid

Parts of your hearing aid

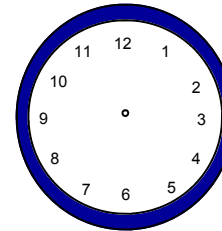


When to use your Hearing Aid

- Use your hearing aid everyday.
- Take your hearing aid out before you go to bed- keep it safe in its box.
- Do not get your hearing aid wet.

Repair session times

You can come into the Audiology department for hearing aid repairs at the following times:



- Monday : 9.30am – 12.00pm
Tuesday : 2.00 pm – 4.30pm
Wednesday : 9.00am – 12.00pm
Thursday : 2.00pm – 4.30pm
Friday : 9.00am – 12.00pm

Collect a number from the reception desk and wait for your number to be called. Then we will sort out any problems with your hearing aid.

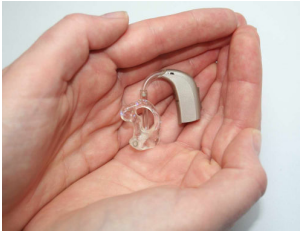
Getting new batteries

You can get new batteries free from...



- Our reception desk from 8.00am – 5.00pm
- From CAMTAD sessions
- By posting your brown record book to us

Checking your hearing aid is working



Cup the hearing aid in your hands.

If it makes a whistling noise then it is working well.

If your hearing aid isn't working...



1. Try changing the battery.



2. Check the tubing isn't blocked.

If your hearing aid still isn't working, then it may be broken, so...

3. Come to our repairs session.

How your hearing aid will help

- Your new hearing aid will help you to hear lots of sounds better, like the TV and music.
- The more you use your hearing aid the more it will help you.
- It may take some time to get used to your new hearing aid.

Communication tactics

- If you have a hearing problem...
 - Face the speaker.
 - Don't be afraid to ask people to repeat themselves.
- How other people can help?
 - Speak clearly, do not shout.
 - Reduce background noise.
 - You may need to repeat or rephrase what you are trying to say.

How to look after your hearing aid

Turning your aid On and Off

You should turn your hearing aid off every time you take it out of your ear

ON



To turn your hearing aid on:
- Push the battery draw shut.

OFF



To turn your hearing aid off:
- Open the battery draw slightly.

Changing the battery

The battery will need changing on the same day every week.


The hearing aid will 'beep' at you to remind you to change the battery.



Open the battery draw at the bottom of the hearing aid.



Push the old battery out with a pen.



Peel off the sticker on the back of the new battery.



Put the battery in the battery draw. Push it shut to turn it on.